

Topic 4: いえ だい7か へやが 3つ あります

Attendance & Review

15 min

Slide 1

REVIEW: Topic 3 Lesson 6
Tabemono: Doko de tabemasu ka.

Can-do Goals:
12. Say what your favorite dish is
13. Talk with a friend about where to go for lunch
14. Read a menu
15. Order food & drinks at a hamburger shop

T: Let's recall our Can-do last meeting.
12. Say what your favorite dish is
13. Talk with a friend about where to go for lunch
14. Read a menu
15. Order food & drinks at a hamburger shop
*T: What expressions did you use for these Can-do?

Introduction of the topic

● **Teacher's Focus** ● To introduce a new topic through the introductory page(p.51).

Textbook

Photos in p.51

T:51 ページを見てください。
The 2 photos are both???? (Houses)
What are the differences between the 2?
* ABOUT right photo: Do we have this in the Philippines?
T: We will start today with a new topic. What do you think it is? (House)
T: Do you like to talk about your house?
Why do you think this topic was included in the book?
OUR BASE SITUATION FOR THIS LESSON IS: ASSUME THAT YOUR JAPANESE FRIEND IS COMING OVER, & YOU WANT TO INVITE HIM/HER TO STAY AT YOUR HOUSE.
T: Let's take a look at today's Can-do's

Situation

Assume that your Japanese friend is coming over, & You want to invite him/her to stay at your house.

● **Teacher's Focus** ●

To Check the Can-do statements to see what you will be able to do by the end of each lesson.

Slide 2

Topic 4 Lesson 7
Ie: Heya ga mitsu arimasu.

Can-do Goals:
16. Say what kind of home you live in
17. Say what you have in your home
18. Write an E-mail inviting someone to your home

T: Okay then, let's check our Can-do.
Slide を見てください。読んでください。
READ: 16. Say what kind of house you live in
17. Say what you have in your house
18. Write an e-mail inviting someone to your home

1 わたしの いえは せまいです Watashi no ie wa semai desu

Situation To introduce what kind of house I live in.

● **Teacher's Focus** ●

To introduce students to terms about types of houses and how to describe them.



10 min



087

Slide 3



*Show slide 3 of Can-do for this section

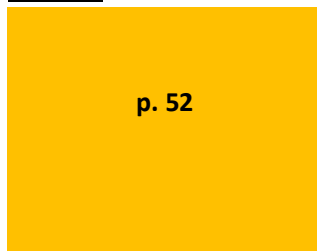
Before listening: Guess the meaning of the words

T: Slide 4 を見て下さい。We have 4 characters here. They are going to talk about their houses. Look at the words in orange.

Before we listen to the CD, 読んで下さい。

T: Can you guess what these words mean?

Slide 4



Listening -Listen & point

T: OK, let's listen to the CD, & point to the photo in your textbook as you hear the word. 聞いて下さい。

Track #087

- 1. やまだ: 私の家はアパートです。
- 2. さかい: 私の家はマンションです。
- 3. あさの: 私の家は一戸建てです。
- 4. おがわ: 私の家は一戸建てです。

*T mentions "# 1, etc.." to guide S through the CD

After listening: Confirmation of the meaning

T: Were you able to get the pronunciation? OK, let's discuss the meaning of these words.

T: What did 山田さん say?.. What is アパート? Is it the same as our アパート in the Philippines?

* Do same questioning for # 2-4

* Japan: マンション = like condo, Philippines = Big, stately house

* #s 3&4 both いっこだて, so HOW DIFFERENT ARE THESE FROM アパート & マンション? (STAND ALONE-SINGLE DETACHED)

* But how different are #s 3&4?

Ask あさのさんは どこに すんでいますか。(おきなわ)

おがわさんは どこに すんでいますか。(おおさか)

* おきなわ is like Philippines – often hit by typhoons, so roof is tiled traditional one-storey bungalow (平屋ひらや)

* おがわさん's house – similar to houses on p. 52 – modern architecture.

T: How about your house? What kind is it?

Oral practice with CD

T: Let's listen to the CD. This time, repeat after the CD, **Track #087**.



どんな いえに すんでいますか。

What are their homes like? **15 min**



088-091

Before listening

T: 52 ページを 見て下さい。For this listening exercise, you will hear a monologue by each character. The following vocab will be mentioned. (Point to PLACE names, DWELLING type & ADJECTIVE)

T: You are going to choose between a & b, so try to guess the meaning of these 2 choices based on the picture.

* T asks about all adjectives & makes sure the guesses are just about correct.

Listening sample #1 Track #088

T: Okay, we will listen to the CD, and find out why the answer is "a". 聞いてください。

1. やまだ: 私は東京に住んでいます。私の家はアパートです。一人で住んでいます。私の家はせまいです。

T: Why do you think the answer is "a"? (せまい). So for each number, just choose the word that you hear. Also, point to each word that you hear as we listen to the CD. じゃ、2~4 を聞いてください。

Listening #2-4 Track #089-091

2. さかい: 私は北海道に住んでいます。私の家はマンションです。夫と住んでいます。私の家は明るいです。

3. あさの: 私は沖縄に住んでいます。私の家は一戸建てです。家族と住んでいます。私の家は古いです。

4. おがわ: 私は大阪に住んでいます。私の家は一戸建てです。妻と住んでいます。私の家は大きいです。

After Listening

- 1) ペアで答え合わせ
- 2) 必要なら CD を聞きながら答えを確認 (2-a 明るい, 3-b 古い, 4-b 大きい)



15 min



Slide 5

Watashi wa Tookyoo ni sunde imasu.

Watashi no ie wa apaaato desu.

Hitori de sunde imasu.

Watashi no ie wa semai desu.

Before talking: Confirmation of the flow

T: This time, listen to the CD with the focus on the meaning of the conversation. Try to guess what やまださん is talking about. Write down new expressions if any. Remember, she is talking about her house.

Track #088

やまだ: 私は東京に住んでいます。
私の家はアパートです。
一人で住んでいます。
私の家はせまいです。

T: What was the 1st line? 2nd line?

* T just confirm, as S can already guess the meaning of the 1st 2 lines at this point.

T: How about the 3rd line? (ひとりですんでいます)

T: どういう意味ですか。

T: Do you still remember how to count people?

* After S have found out the meaning, show Slide 6.

* Then ask S1 (who lives with family):

T: ひとりですんでいますか。 S1: いいえ、.....

T: かぞくとすんでいますか。 S1: はい。

* Let S1 say: はい、かぞくとすんでいます。

T: If you live with a friend? (ともだちとすんでいます。)

* Let S look at memo on p. 53

Slide 6

Hitori de sunde imasu.

Kazoku to sunde imasu.

Tomodachi to sunde imasu.

Slide 7

Watashi wa Hokkaidoo ni sunde imasu.

Watashi no ie wa manshon desu.

Haha to sunde imasu.

Watashi no ie wa akarui desu.

Slide 8

Watashi wa Okinawa ni sunde imasu.

Watashi no ie wa ikkodate desu.

Kazoku to sunde imasu.

Watashi no ie wa furuji desu.

Slide 9

Watashi wa Oosaka ni sunde imasu.

Watashi no ie wa ikkodate desu.

Tsuma to sunde imasu.

Watashi no ie wa ookii desu.

Oral practice

T: じゃ、練習しましょう。Slide 7 を 見てください。

T: Repeat after me.

* Do renshuu with T dictating info:

1. ほっかいどう、マンション、はは、あかるい (Slide 7)
2. おきなわ、いっこだて、かぞく、ふるい (Slide 8)
3. おおさか、いっこだて、つま、おおきい (Slide 9)

Talk in pairs

T: Okay, now, you will talk about your own house to your partner.
 For the listener, you may give reactions such as, 「そうですか」、「わたしもです」.
 You may be asked to present later.

2 エアコンが あります
Eakon ga arimasu

Situation To describe to a friend the amenities in one's house.

Teacher's Objective

To let the students practice the Japanese pronunciation of words of foreign origin.



10 min



Slide 10



*Show slide of Can-do 17

Before listening: Guess the meaning

T: 53 ページを 見てください。What is this picture at the lower portion? (A room). Before we listen to the CD, look at the words in orange. 読んでください。These vocabs are based on English words, so it is easy to guess their meanings. But they are pronounced the Japanese way. So focus on the pronunciation when you listen to the CD. Point to the item when you hear the word.

Listening -Listen & point

T: 聞いてください。Track #092

ここは私の部屋です。エアコンが あります。テーブルが あります。いすが ふたつ あります。テレビと ソファが あります。ベッドが あります。

Slide 11



After listening

* Show slide of p.53

T: OK, let's first discuss the meaning of these words.

* T points to each item & asks "英語で?"

T: Were you able to point to the correct picture? (HARD ONE IS "いす")

T: Were you able to get the pronunciation?

Track #093

* Guide to pronounce is at the right, with ● = # of beats & line = accent

Slide 12



Oral practice

T: Let's now try saying the words. Repeat after me.

* T points to the word while saying, then lets S repeat.

* Show Slide 12 without GOI

T: This time, I will point, and you will say the word.



4にんの いえに ありますか。(あります: 1~6 ありません: 0) 15 min

Do the four people have these things in their homes? (Yes: 1-6 No: 0)



094-097

Before listening

T: We will next have the listening exercise. 54 ページを見て下さい。What do you see? (へや, 4 characters)

T: Yes, remember, the 4 characters are talking about What they have in their house.

T: Look at the orange boxes & read words in the box – these are things found in a house. What do you think the numbers are? How about the X? (???)

Listening sample #1 Track #094

T: Let's listen to Number 1 of the Track to find out what words should you focus on to get the answers.

- 山田: 私の家には部屋が一つあります。
ベッドがあります。エアコンもあります。
テレビはありません。

T: Did you a number? What number? (ひとつ). How about for the X? What word was your clue? (ありません)

*show page top (あります=ありません), say:

T: You hear ありません or a number together with あります. But the number is not いち, に, さん, etc., but CLICK (to Slide 13 with counters.)

Track # 098

T: Don't worry, CD will not mention more than 6.

Listening #2-4 Track #095-097

T: Each character again will be giving a monologue. Try to catch the word a ありません or あります & the number.

After listening

- ペアで答え合わせ
- 必要な CD を聞きながら答えを確認

T: さかいさんのへや、いくつありますか。 S: ふたつ
答: へや (2), エアコン (X), ベッド (X), テレビ (1)

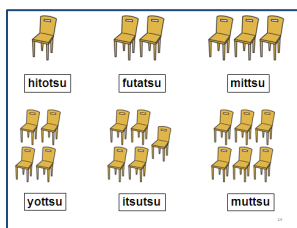
T: How about あさのさんのへや、いくつありますか。 S: よっつ
答: へや (4), エアコン (4), ベッド (3), テレビ (1)

T: How about Ogawa-san no heya, ikutsu arimasuka. S: muttsu
答: へや (6), エアコン (5), ベッド (2), テレビ (2)

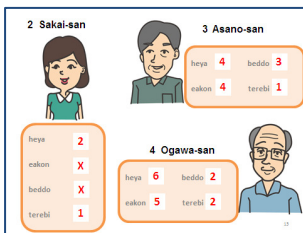
T: Did everybody get correct answers? Please check again (Show Slide 14 for answers)

T: Whose house would you prefer staying at? Why?

Slide 13



Slide 14



***Reference:**

http://words.marugotoweb.jp/static_contents/pc/collection/number.php?lang=en
(MARUGOTO Words collection "number")



あなたの いえに ありますか。

Do you have these things in your home? 15 min



098

Teacher's Objective

To make the students add the particle「は」after 「わたしのいえに」, when giving a description of the amenities in one's house. Also to make the students understand 「～も あります」.

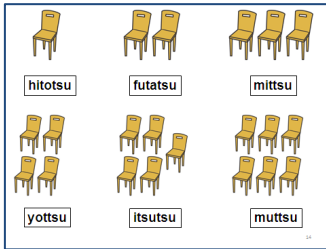
Before talking

T: This time, listen to やまださん s monologue with focus on the MEANING. Write down new expressions if any. Remember, she is talking about what she has in her house.

T: OK, what was her 1st line? (T asks meaning line by line)

山田: 私の家に部屋が一つあります。エアコンがあります。ベッドもあります。テレビはありません。

Slide 15



Oral practice 1

* Show slide 14

T: Let's practice. Repeat after me.

T: わたしの いえに へやが ひとつ あります。 エアコンが あります。 ベッドが あります。 テレビは ありません。

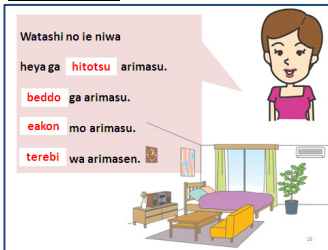
Oral practice 2 The numbers

T: What if more than ONE? (Show slide ききましょうの答え)

T: Before talking, let's practice the numbers.

* Show slide 15 (same as 13) **Track #098**

Slide 16



山田: 私の家に部屋が一つあります。エアコンがあります。 ベッドもあります。テレビはありません。

T: Repeat after me.

* Clarify use of も/は ありません, etc.

Before talking

T: Now, are you ready to talk about what YOU have in your house?

T: 54 ページを見てください。3 番です。 First, write in the box the quantity of the things that you have in your house.

Talk in pairs

T: Now, tell your partner about what you have in your house. Then listen to your partner. React appropriately.

* If time permits, have students ASK ABOUT 2-3 CLASSMATES. Then after, ask whose house they would like to stay at & why.

3 あそびに きて ください
Asobi ni kite kudasai

Can-do
18



ともだちに Eメールを かきましょう。しゃしんも いっしょに おくりましょう。

Write an e-mail to a friend with a photo attached. **15 min**

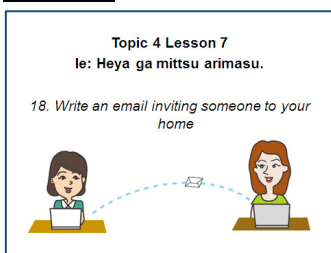
Situation

To write an e-mail inviting a friend to stay over at your house.

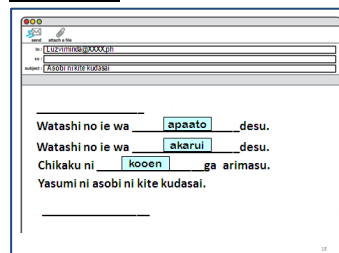
Teacher's Objective

To let the students make an invitation email using the expressions learned in this lesson, with the class objective of trying to come up with the most attractive invitation. (Task sheet is available from the Marugoto site)

Slide 17



Slide 18



* Show slide 16 of Can-do

Before writing

T: 55 ページを 見てください。

So this e-mail is about? (An invitation)

T: Yes. Who wrote this? (さかい) To whom? (ROBERTA)

Confirmation of the meaning

T: 読んでください。

S: (read the e-mail)

ロベルタさん

わたしの家はアパートです。

わたしの家は明るいです。

近くに公園があります。

休みに遊びに来てください。

さかい

T: Did you understand all the contents?

T: How about “近くに公園があります” “休みに遊びに来てください.”?

Writing

T: Your TASK or homework is to write an email similar to this. The objective is to write an email which will make the reader want to stay at your house. You can add additional lines, like mentioning what you have in the house, or write about special attractions near your house. You can mention specific places, like 近くに SPLASH ISLAND があります, or 安いラーメン屋, or 大きいモール, etc.. ANY QUESTIONS?

T: Send your email to me & to all your classmates. That is your first homework.

T: Your second homework is to send me an email telling me whose house you want to visit. I will prepare a prize for the person who gets the highest number of votes.

T: Third homework is to send me an email of a rough floor plan of your house, or if you are shy, a floor plan of your dream house so that I can print them for your lesson next week.

Can-do check



Slide 19

Topic 4 Lesson 7
le: Heya ga mittsu arimasu.

Can-do Goals:

16. Say what kind of home you live in

17. Say what you have in your home

18. Write an E-mail inviting someone to your home

Assignment for next lesson: Draw on short bond paper a floor plan of your current house or your **dream house**.